



Tel: 86-0572-2266665

Web: [www.joanlab.com](http://www.joanlab.com)

E-mail: [info@joan-lab.com](mailto:info@joan-lab.com)

NO.181 Gangfeng Road, Wuxing District, Huzhou City,  
Zhejiang Province, China

## User manual


## I: Product brief

**JOANLAB brand mini centrifuge** adopts international advanced design concepts and manufacturing technology, Smooth and beautiful appearance, compact and firm structure, high versatility, easy operation, it is a rare instrument for scientific research experiments. This mini centrifuge is mainly suitable for separating the solid particles in the suspension from the liquid or separating the two in the emulsion with different densities, it can also be used to remove liquid from wet solids.




## II: Product overview



## III: Product introduction



IV: Product data

型号	MC-7S	MC-4/7S	MC-5Pro	MC-7Pro	MC-10Pro	MC-12Pro	MC-13Pro	MC-15Pro
Product name	Mini centrifuge							
Image								
Control mode	Fixed speed		Digital display & keypad					
LCD display	No		Yes					
Max RCF	3286xg	1080/3286xg	1680xg	3286xg	6708xg	9660xg	11337xg	14104xg
Max RPM	7000rpm	4000/7000rpm	5000rpm	7000rpm	10000rpm	12000rpm	13000rpm	14500rpm
Rotor capacity	2-in-1 Rotor: 0.2/0.5/1.5/2ml*12+0.2ml*8*4 (Centrifuge tube) 0.5/1.0ml*12 (Micro blood tube) Hematocrit rotor: 40mm*12 (MC-12Pro Optional)						Enclosed high-speed type Rotor 0.2/0.5/1.5/2ml*12(Centrifuge tube) 0.5/1.0ml*12 (Micro blood tube)	
Max speed acceleration /reduction	<12 s / <15 s							
Noise	≤47db(A)							
Power	25W	25W	20W	25W	35W	45W	50W	55W
Input	AC100-240V / DC24V							
Allow surrounding temperature	5~40℃ , 80%RH							
Product Size	185*180*135 mm				270*180*105 mm			

IV: Operation guide

/// Basic operating guide

Application

> Mainly used to separate solid particles in suspension from liquid

Applied area

> It is widely used as an experimental tool in institutions of higher learning,environmental protection,sanitation,epidemic prevention,chemical industry,tap water and medical treatment.

Using Steps

MC-7S / MC-4-7S

- > Plug in
- > Place the centrifuge tube and turn on the power
- (The samples need to be balanced and placed symmetrically)

MC-5Pro / MC-7Pro

- > Plug in the power
- > Place the centrifuge tube and close the lid
- > Turn on the switch and press the MENU button to select the number of revolutions or time
- > Press the up/down button to adjust the required speed and time
- > Press the STAT/STOP button to start and stop
- (The samples need to be balanced and placed symmetrically)

MC-10Pro / MC-12Pro / MC-13Pro / MC-15Pro

- > Turn on the switch
- > Press the OPEN key to turn on the switch and put in the sample
- > Press the MENU key to adjust the time, speed, and safety temperature
- > Press STAT/STOP key to start'stop
- > Press the P key to remember multiple groups of modes, and f retrieve the mode to run
- > Long press the P key for gradient mode operatio
- (The samples need to be balanced and placed symmetrically)

⚠ Instrument use environment

- > Indoor use
- > Altitude: ≤2000m
- > The working environment of the instrument is suitable for the temperature range of +5℃~+40℃
- > The applicable temperature range of the instrument is ≤80%
- > There is no vibration and airflow that affect performance around
- > There is no conductive dust, explosive gas or corrosive gas in the surrounding air
- > Keep a safety distance of 10cm before and after the instrument is working

⚠ Safety Precautions

- > It is strictly prohibited to plug in the power connector and toggle the power button when the hands are wet with liquid!
- > It is strictly prohibited to unplug the power plug when the instrument is live!
- > It is strictly forbidden to maintain and clean the instrument when it is powered on!
- > It is strictly forbidden to install the instrument on an uneven, swaying and vibrating work surface!

Product list

- > Mini Centrifuge > 

Round Rotor  
2 in 1 Rotor  
Capillary Rotor (optional)  
High-speed Enclosed Rotor

> Adapter
- > Power Cable > User's manual



Certificate of Product Qualification

Product Name: 

Mini Centrifuge

Product Model : 

☐ MC-7S ☐ MC-4/7S ☐ MC-5Pro ☐ MC-7Pro ☐ MC-10Pro☐ MC-12Pro☐ MC-13Pro☐ MC-15Pro

Production Date :